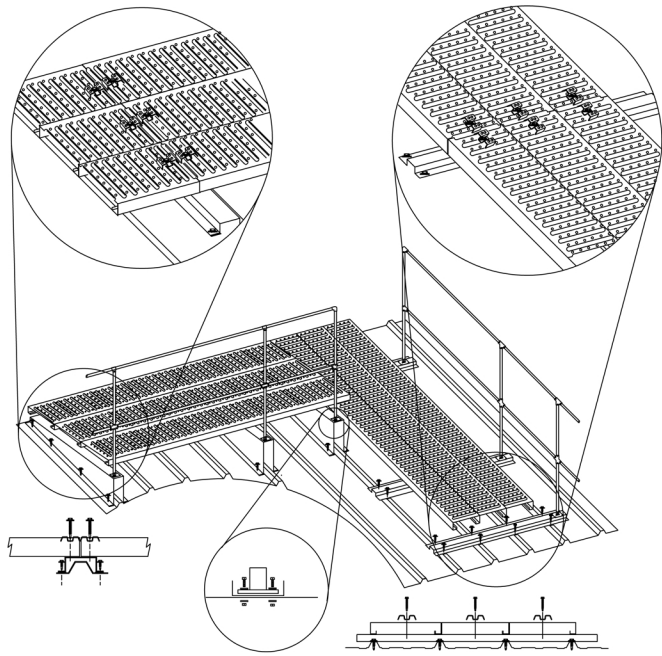


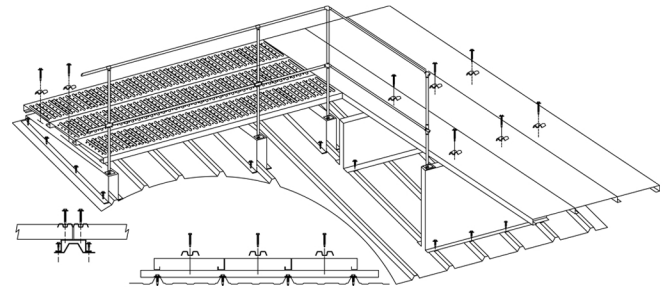
RW36-SR ROOF WALKWAY

SPECIFICATIONS

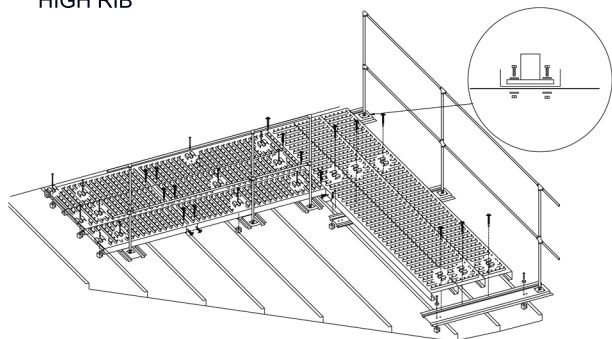
- Planks are anti-skid design, 12" wide by 2-1/2" high and 10' long
- Flange options include male/male or female/male, enabling interlocking assemblies of 24" widths increasing in 12" increments
- Constructed of mill finish G90 galvanized steel in 18 Gauge, 16 Gauge, or 14 Gauge thickness
- Includes standard supports, splice channels, ledger angle clips, hold down clamps, and fasteners
- When specified, includes 1-1/4" schedule 40 galvanized steel pipe, toe boards, and fittings to support vertical, mid-rail and top rails to comply with OSHA standards



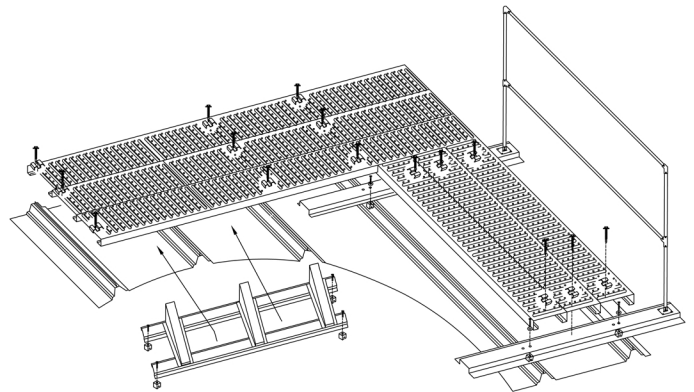
RW36-SR PITCH CORRECTED HIGH RIB



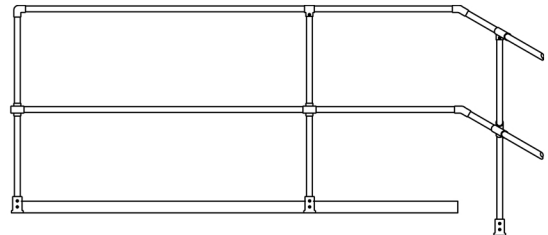
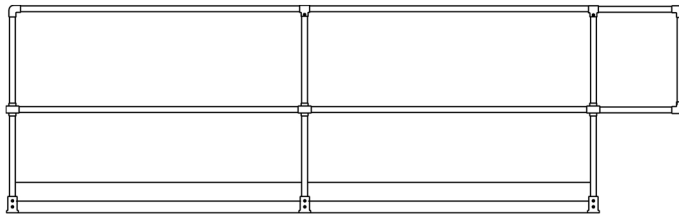
RW36-SR PITCH CORRECTED BOTH DIRECTIONS HIGH RIB




RW36-SR BATTEN STANDING SEAM



RW36-SR PITCHED CORRECTED STANDING SEAM



HAND RAIL SYSTEMS

 R&S Manufacturing and Sales www.RnSsales.com sales@RnSsales.com 805-375-3980 Fax 805-375-3981	CUSTOMER	QUANTITY
	JOB NAME	MODEL
	ARCHITECT	DATE